



ಬೃಹತ್ ಬೆಂಗಳೂರು ಮಹಾನಗರ ಪಾಲಿಕೆ
Bruhat Bengaluru Mahanagara Palike



BBMP COVID-19 WAR ROOM 17.08.2022

BBMP / COVID-19 WAR ROOM / BULLETIN – 877 /17.08.2022 / #BBMPfightsCOVID19



OVERVIEW OF COVID-19 IN BENGALURU



CASE TRENDS

ACTIVE CASES **5,999**

Confirmed Cases

608

18,54,238 #

Recovered Cases

1,280

18,31,258 #

Death Cases

1

16,981 #



HOSPITALIZATION

55

ICU – V

-

ICU

21

HDU

5

General

29

INCLUDES GOVT. QUOTA AND PRIVATE WALK-IN HOSPITALIZATION



VACCINATION

5,311

2,03,95,222 #

First Dose

213

96,66,889 #

Second Dose

1,026

94,38,588 #

Precaution Dose

4,072

11,63,267 #



TRIAGING

MTU

18

Tele Triage

813



ACTIVE CLUSTERS

14

Budding Clusters
(<5 Cases)

13

Clusters (> 5 cases)

1



TESTING

16,223

3,13,02,009 #

RAT

3,043

RTPCR

13,180

Positivity : 6.58%

*FOR LAST 7 DAYS

: indicates cumulative numbers till date



ABSTRACT OF COVID-19 SCENARIO IN BENGALURU

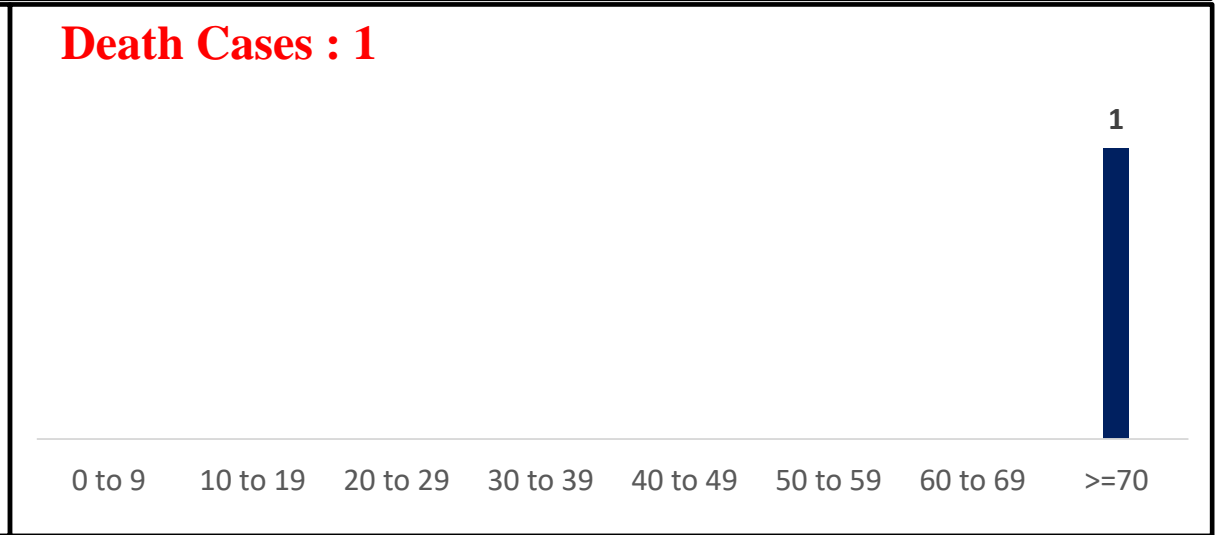
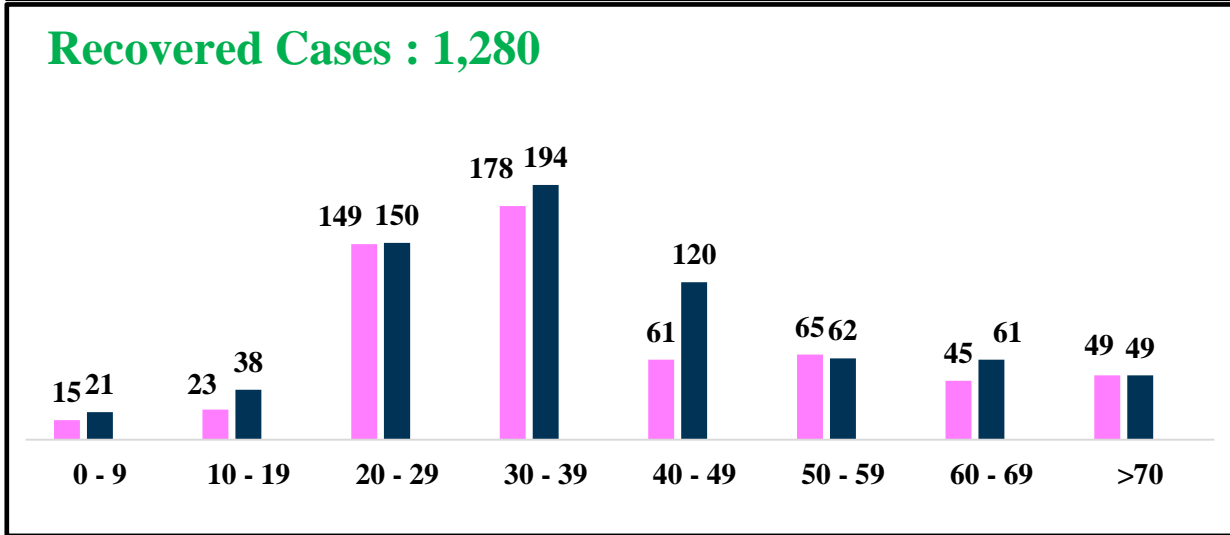
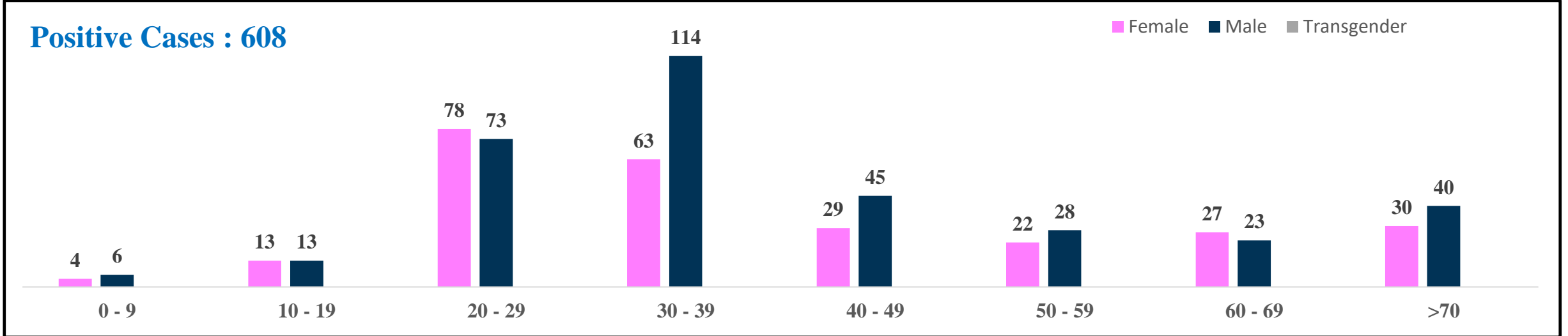


	MALE			FEMALE			TRANSGENDER			TOTAL		
	Last 24 Hours	Last 7 Days	Cumulative	Last 24 Hours	Last 7 Days	Cumulative	Last 24 Hours	Last 7 Days	Cumulative	Last 24 Hours	Last 7 Days	Cumulative
Positive Cases	342	3,558	10,93,623	266	3,058	7,59,723	0	0	196	608	6,616	18,54,238
Recovered Cases	695	4,240	10,79,383	585	3,424	7,51,783	0	0	185	1,280	7,664	18,31,258
Death Cases	1	2	10,754	0	0	6,223	0	0	4	1	2	16,981
Total Tests Done	In Last 24 hrs. : 16,223			In last 7 days : 1,00,609			Cumulative : 3,13,02,009					
Vaccine Doses Administered	In Last 24 hrs. : 5,311			In last 7 days : 40,200			Cumulative : 2,03,95,222					
ACTIVE CASES									5,999			

*Covid deaths occurred today : 00 | Covid deaths occurred beyond last 48hrs., reported today : 01

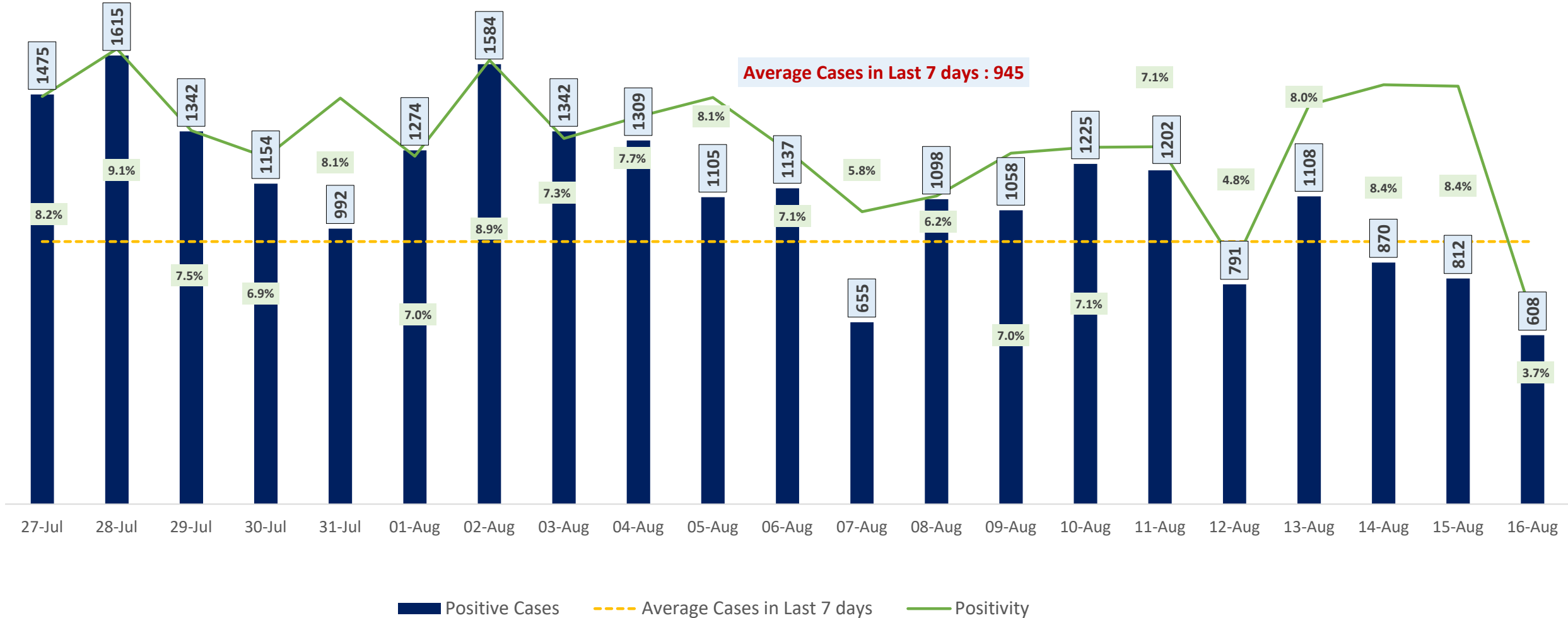


LAST 24 HOURS AGE GROUP AND GENDER WISE DISTRIBUTION





POSITIVITY RATE OF BENGALURU – LAST 21 DAYS

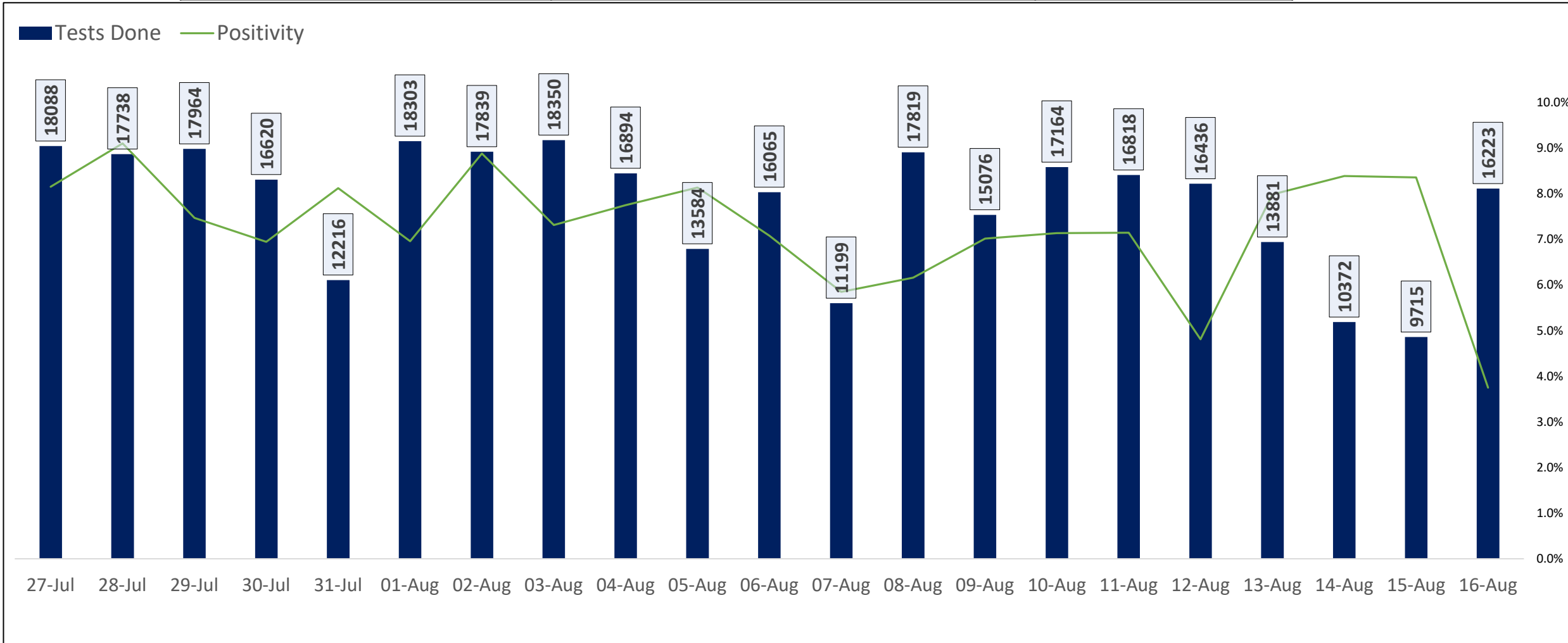




TESTING TRENDS IN BENGALURU

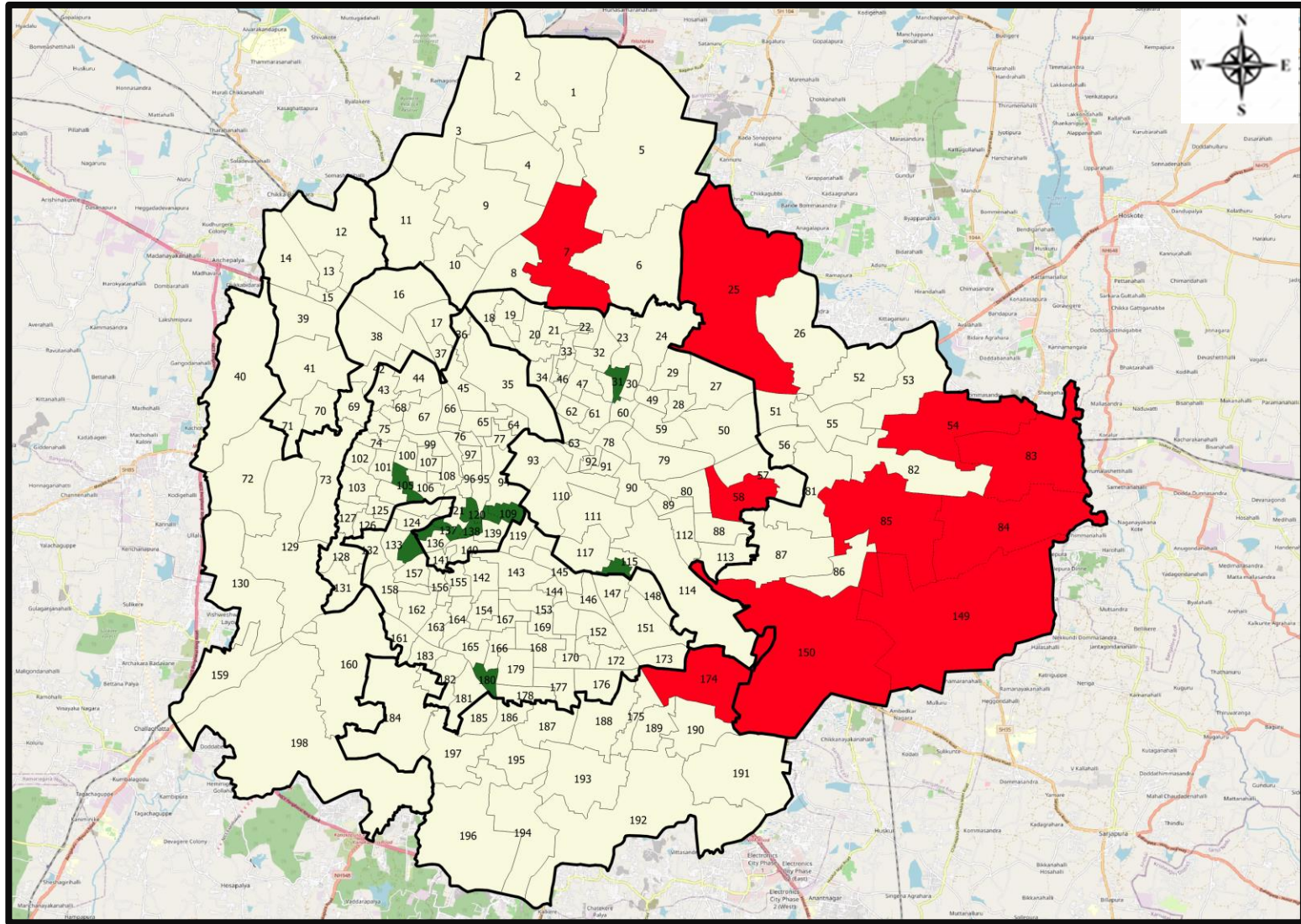


Total Test Conducted Till Date	Test Conducted Last 24 hours	Last 7 Days Average
3,13,02,009	16,223	14,373





BENGALURU URBAN MAP SHOWING TREND OF POSITIVE CASES IN LAST 7 DAYS



Top 10 wards reporting highest number of positive cases in last 7 days

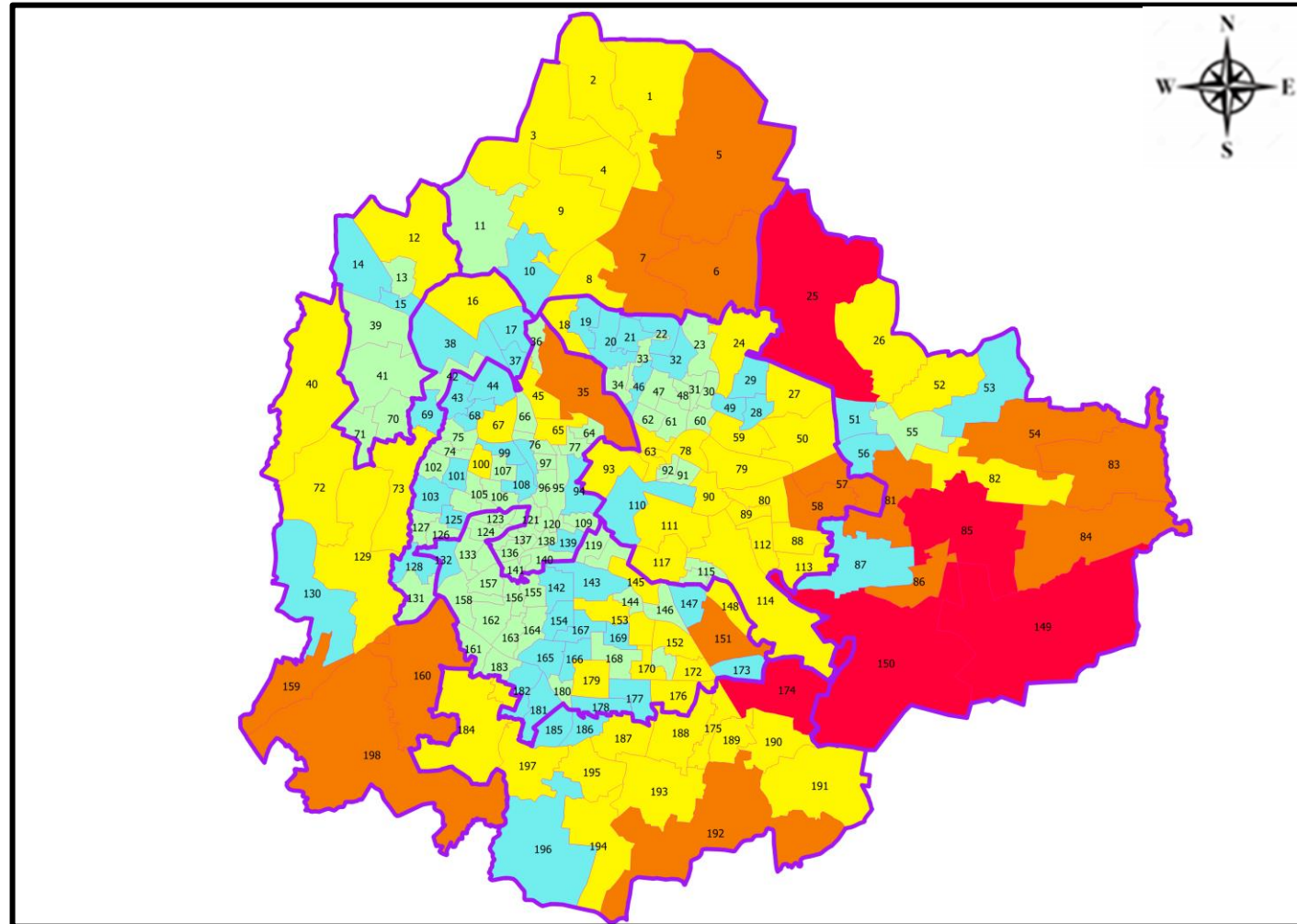
Ward No.	Ward Name	Daily Cases Average
150	Bellanduru	58
85	Dodda Nekkundi	36
25	Horamavu	26
174	HSR Layout	24
149	Varthuru	21
83	Kadugodi	19
84	Hagadur	18
54	Hudi	17
7	Byatarayanapura	16
58	New Tippasandra	15

Top 10 wards reporting least number of positive cases in last 7 days

Ward No.	Ward Name	Daily Cases Average
180	Banashankari Temple Ward	0
137	Rayapura	0
135	Padarayanapura	0
134	Bapuji Nagar	0
120	Cottonpete	0
116	Nilasandra	0
109	Chickpete	0
105	Agrahara Dasarahalli	0
31	Kushal Nagar	0
138	Chalavadipalya	0



BENGALURU MAP SHOWING INTENSITY OF POSITIVE CASES IN LAST 7 DAYS



- Level 1 : 0 to 10 Cases
- Level 2 : 10 to 25 Cases
- Level 3 : 25 to 75 Cases
- Level 4 : 75 to 150 Cases
- Level 5 : More than 150 Cases
- Zone Boundaries

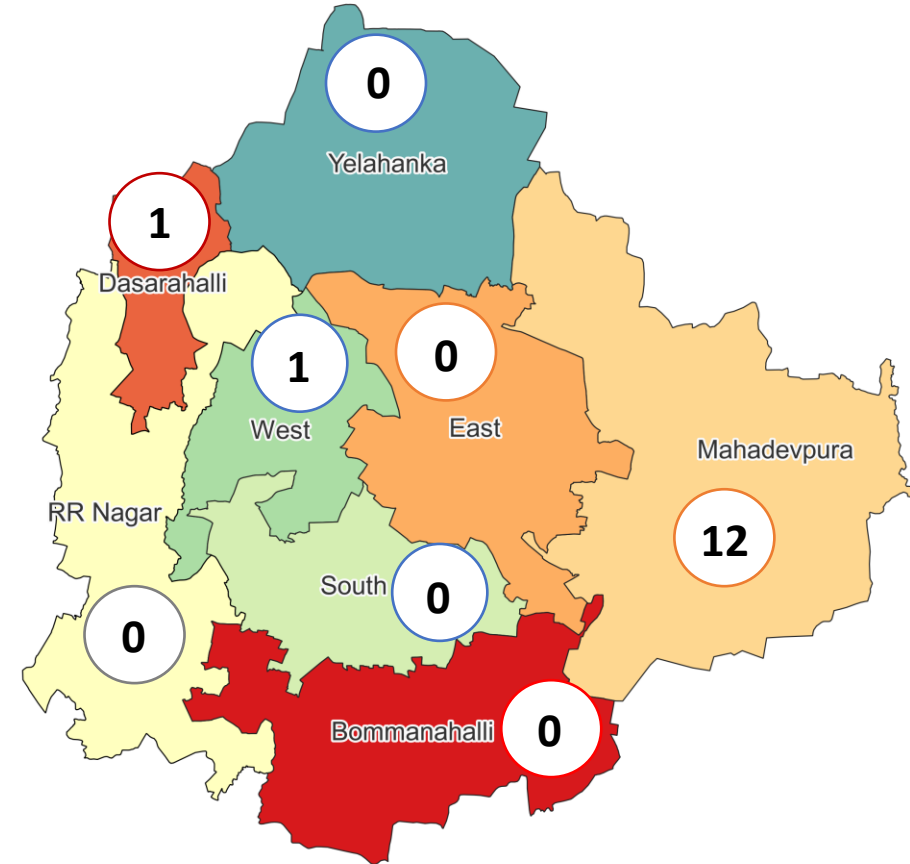


CLUSTER DETAILS



Zone Name	TOTAL CLUSTERS	Budding Clusters	Clusters	Outbreaks
		Less Than 5 Cases	5 To 14 Cases	More Than 14 Cases
BOMMANAHALLI	0 (-)	0 (-)	0 (-)	0 (-)
DASARAHALLI	1 (▲1)	0 (-)	1 (▲1)	0 (-)
EAST	0 (-)	0 (-)	0 (-)	0 (-)
MAHADEVPURA	12 (-)	12 (-)	0 (-)	0 (-)
RR NAGAR	0 (-)	0 (-)	0 (-)	0 (-)
SOUTH	0 (-)	0 (-)	0 (-)	0 (-)
WEST	1 (-)	1 (-)	0 (-)	0 (-)
YELAHANKHA	0 (-)	0 (-)	0 (-)	0 (-)
TOTAL	14 (▲1)	13 (-)	1 (▲1)	0 (-)

Total Active Clusters



Types of Clusters

Zone Name	Apartments/ Villa	Individual House	Hostels/Quarters	Others	Schools/Colleges
BOMMANAHALLI	0 (-)	0 (-)	0 (-)	0 (-)	0 (-)
DASARAHALLI	0 (-)	0 (-)	0 (-)	1 (▲1)	0 (-)
EAST	0 (-)	0 (-)	0 (-)	0 (-)	0 (-)
MAHADEVPURA	12 (-)	0 (-)	0 (-)	0 (-)	0 (-)
RR NAGAR	0 (-)	0 (-)	0 (-)	0 (-)	0 (-)
SOUTH	0 (-)	0 (-)	0 (-)	0 (-)	0 (-)
WEST	0 (-)	1 (-)	0 (-)	0 (-)	0 (-)
YELAHANKHA	0 (-)	0 (-)	0 (-)	0 (-)	0 (-)
TOTAL	12 (-)	1 (-)	0 (-)	1 (▲1)	0 (-)

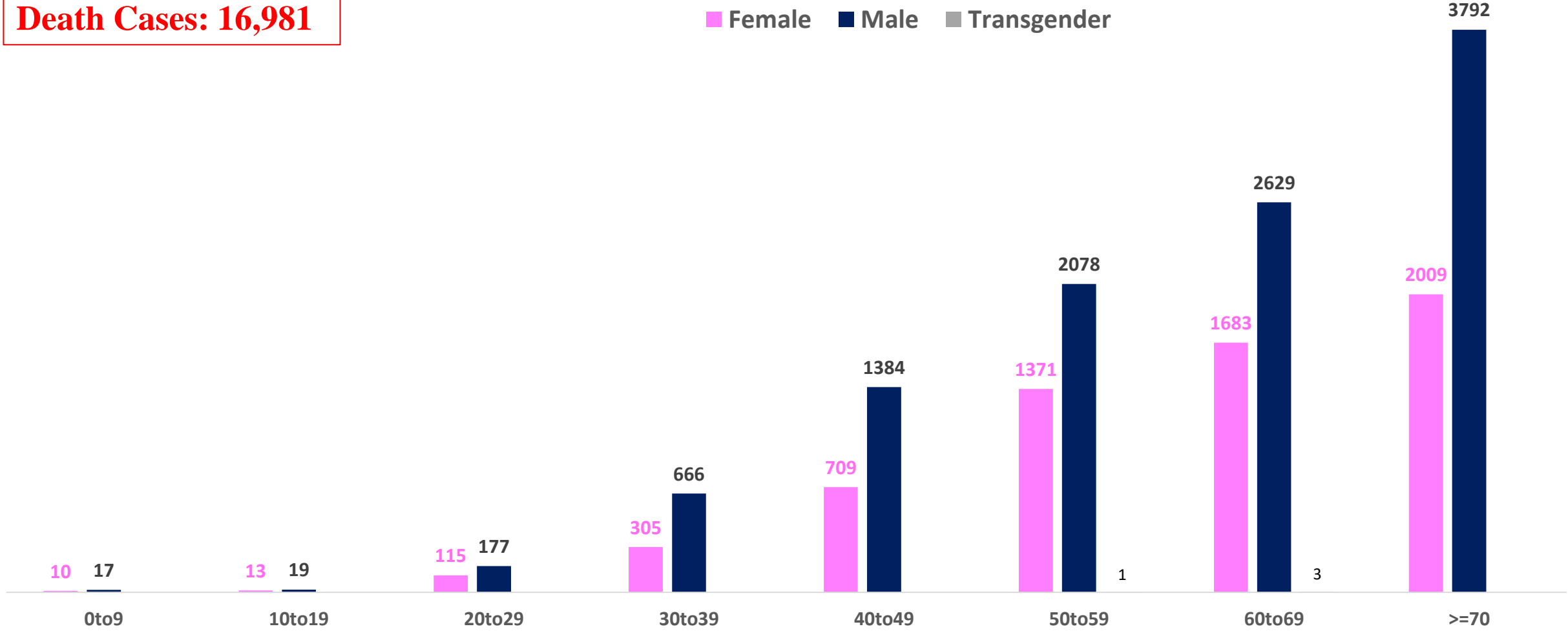
▲▼ : Shows increase and decrease in numbers as compared to previous day



AGE AND GENDER WISE DISTRIBUTION OF DEATH CASES



Death Cases: 16,981





VACCINATION COVERAGE AS ON 16.08.2022



Total Doses Administered

2,03,95,222

▲ 5,311

Total 12-14 years Population : 2.82 Lakhs

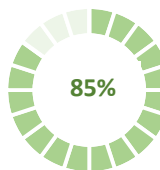
1ST DOSE



2,92,058
Doses administered

▲ 45

2ND DOSE

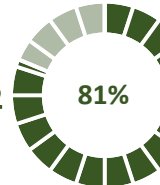


2,39,043
Doses administered

▲ 346

Total 15-18 years Population : 4.42 Lakhs

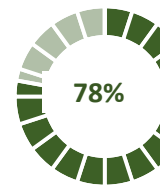
1ST DOSE



3,59,200
Doses administered

▲ 13

2ND DOSE

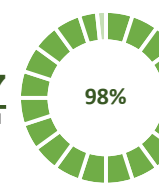


3,44,177
Doses administered

▲ 39

Total adult Population : 91.7 Lakhs

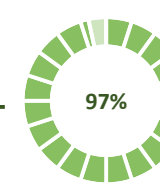
1ST DOSE



90,15,631
Doses administered

▲ 155

2ND DOSE



88,55,368
Doses administered

▲ 665

Priority Group*

Health Care Workers

Dose 1

2,10,378

Doses administered

▲ 0

Dose 2

2,07,069

Doses administered

▲ 2

Frontline Workers

Dose 1

3,81,985

Doses administered

▲ 1

Dose 2

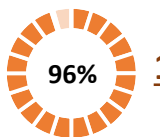
3,73,332

Doses administered

▲ 2

45 – 59 Years Coverage

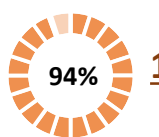
Dose 1



16,95,472
Doses administered

▲ 12

Dose 2

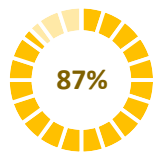


16,72,854
Doses administered

▲ 65

18 - 44 Years Coverage

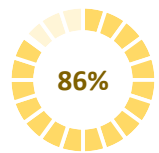
Dose 1



57,47,263
Doses administered

▲ 131

Dose 2



56,37,611
Doses administered

▲ 531

60 + Years Coverage

Dose 1



9,80,533
Doses administered

▲ 11

Dose 2



9,64,502
Doses administered

▲ 65

PRECAUTION DOSE



11,63,267

Doses administered

▲ 4,072

PRECAUTION DOSES ADMINISTERED

Health Care Workers

93,929

Booster Doses administered

▲ 86

Front Line Workers

1,33,921

Booster Doses administered

▲ 214

60 + Years Coverage

3,81,248

Booster Doses administered

▲ 397

18 + Years Coverage

5,54,169

Booster Doses administered

▲ 3,375

▲ indicates the increase in last 24 hours



COVID-19 SCENARIO IN BENGALURU AND OTHER METROPOLITAN CITIES



CITY NAME	Positive Cases	Active Cases	Recovered	Deceased	Vaccine Doses Administered
New Delhi	19,86,739	6,867	19,53,480	26,392	3,61,37,928
Bengaluru*	18,54,238	5,999	18,31,258	16,981	2,34,65,513
Mumbai	11,32,582	5,071	11,07,845	19,666	2,19,53,444
Chennai	7,86,055	2,666	7,74,320	9,069	1,10,57,531

Source : <https://dashboard.cowin.gov.in/> at 4:30pm (17.08.2022)
Source : <https://www.covid19bharat.org/> at 4:30pm(17.08.2022)

*includes BBMP & Bengaluru Urban



SNAPSHOT OF COVID-19 CASES IN BENGALURU URBAN



**Total Wards With
< =10 Cases* :
75**

**Tests Conducted
on 16.08.2022:
16,223**

**Recovery
Rate*:
98.76%**

**Total
Active Cases :
5,999**

**Total Vaccinated
on 16.08.2022:
5,311**

**Positivity
Rate* :
6.58%**

**Active
Rate*:
0.32%**

**Case
Fatality Rate* :
0.03%**





*Total positive cases In the past 7 days

*CFR and positivity is for Past 7 days



ಬೃಹತ್ ಬೆಂಗಳೂರು ಮಹಾನಗರ ಪಾಲಿಕೆ
Bruhat Bengaluru Mahanagara Palike

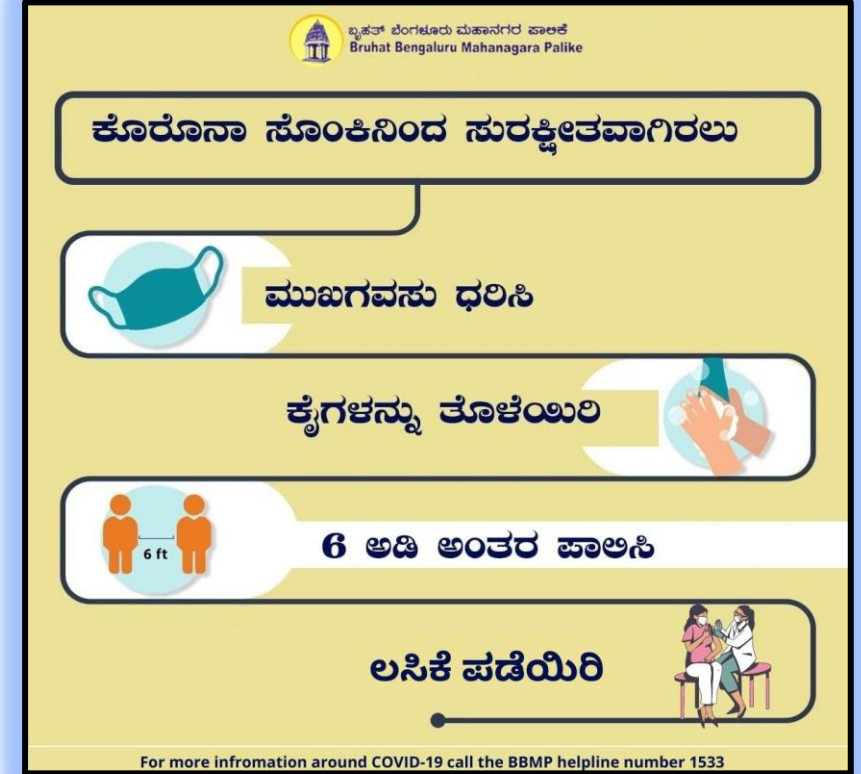


Download BBMP Bulletin	https://apps.bbmpgov.in/covid19/mediabulletin.php
To register for vaccination :	https://selfregistration.cowin.gov.in/
BBMP COVID19 Dashboard:	https://apps.bbmpgov.in/covid19/
Follow us on:	 www.facebook.com/bbmp.comm1/
	 twitter.com/BBMPCOMM
	  BBMPSplHealth

Issued by:

Honorable Chief Commissioner, BBMP
Special Commissioner Health & IT, BBMP
MD, Bengaluru Smart City Limited

THANK YOU !



ಬೃಹತ್ ಬೆಂಗಳೂರು ಮಹಾನಗರ ಪಾಲಿಕೆ
Bruhat Bengaluru Mahanagara Palike

ಕೊರೊನಾ ಸೋಂಕಿನಿಂದ ಸುರಕ್ಷಿತವಾಗಿರಲು

ಮುಖಗವಸು ಧರಿಸಿ

ಕೈಗಳನ್ನು ತೊಳೆಯಿರಿ

6 ಅಡಿ ಅಂತರ ಪಾಲಿಸಿ

ಲಸಿಕೆ ಪಡೆಯಿರಿ

For more information around COVID-19 call the BBMP helpline number 1533

